



2. Technical Data.

Applicable Standards: Cedar Cove siding panels meet the criteria for listing, evaluation and/or compliance under independent plant inspections by Forest Products Laboratories under ICC-ES Evaluation Report ESR-2386.

3. Installation.

Preparatory Work: Cedar Cove shingle siding panels shall be applied to solid nailable sheathing. After framing is completed, Cedar Cove siding panels should be installed over Type 15 felt or better moisture barrier, in accordance with local code requirements.

Methods: Installation should be in strict compliance with the manufacturer's written recommendation including working from the lowest level up to the top of the wall area. Rust resistant 1 3/4 inch roofing nails or 7D nails should be used to penetrate the framing member and into studs 1". Fasteners should be driven flush with the siding surface. Fasteners shall be driven every 8-inches along the nailing line, and penetrating the studs at the 16" or 24" intervals.

4. Finishing.

Cedar Cove shingle panels have been coated all sides with an oil primer. This primer helps block tannin bleed. The panels must be finished with a solid latex or acrylic top coat. Top coats may be applied before or after installation. Paint manufacturers may require two (2) coats of top coat. Finish warranties are available from some paint manufacturers.

5. Availability and Cost.

Currently available in Connecticut, Delaware, District of Columbia, Indiana, Kentucky, Maine, Maryland, Massachusetts, Michigan, New Hampshire, New Jersey, New York, North Carolina, Ohio, Pennsylvania, Rhode Island, South Carolina, Vermont, Virginia and West Virginia. For distributor information and/or current competitive prices in your local area, call 1-800-426-8970.

6. Warranty.

Cedar Cove Shingle Panels are covered by a 15-year limited product warranty against manufacturing defects.

7. Maintenance.

The performance of this material will vary according to geographical conditions and quality of applied finish. For maximum performance, Cedar Cove shingle panels should be covered with two (2) top coats of acrylic latex paint. Like any siding, the sidewalls will require caulking, cleaning, and re-painting from time to time.

If you have any questions regarding this or any other topic, please call toll free: 1-800-426-8970.

Cedar Cove Shingle Panel Systems
P.O. Box 400
Winlock, WA 98596



Specifications

1. Product Description.

Manufactured with Western Red Cedar mixed grain shingles laminated to exterior grade plywood creating 8-foot self-aligning panels. The panels are primed all sides and ready for top coat paints. Cedar Cove shingle panels apply easier and faster than other siding products, providing authentic cedar shingle coverage in less time, with less labor and less waste. For exterior and interior use.

Finishes: Manufactured in with an oil primer on all sides. The face and edges shall be pre-finished or finished on the job site with a latex or acrylic topcoat. Top coating the panels is recommended within 30 days of installation.

Basic Uses: For exterior siding on walls or mansards with minimum 20/12 pitch (60 degree slope). May be used on interior and exterior surfaces.

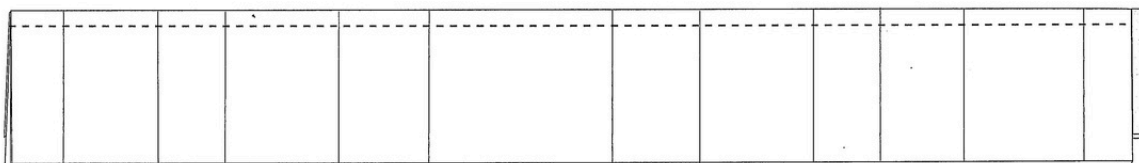
Limitations: Cedar Cove shingle panels may not be used on surfaces where the slope is less than 20/12. The product is to be applied over a solid nailable sheathing.

Composition and Materials: Cedar Cove shingle panels are composed of mixed grain Western Red Cedar bonded with exterior adhesives (under pressure) to exterior grade plywood. The bonding method of full surface gluing meets the weather test and other requirements for exterior plywood as specified under U.S. PS 1-07. Nails: Use of proper nails is very important. Use rust resistant, hot-dipped galvanized or stainless steel 1 3/4 inch roofing nails for blind nailing.


Packaging and Coverage

8-Foot Panels	Exposure	Overlap	Overall Height	Panels Per Bundle	Panels Per Bundle*	Bundles Per 100 sq. ft.
1-Course	5"	1"	6"	6	20 sq. ft.	5

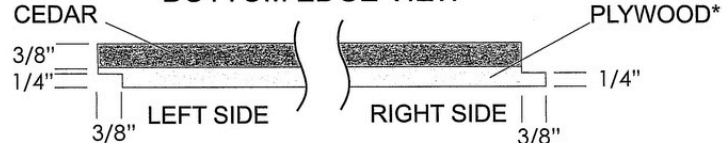
TOP VIEW



END VIEW



BOTTOM EDGE VIEW



Fire-Resistance: Cedar Cove siding panels comply with one-hour fire resistive wall assembly when used as an alternative to 3/4" drop siding under UBC Table 7-B, section 18-1.1.

Lengths: Cedar Cove shingle siding panels cut to 96" lengths. Shipment may include up to 5% of 3, 4 and 5-foot panels to provide for offsetting panel ends.

Overlap: Precision cut rabbeting along lower edge of siding panels permits self-aligning without additional measuring or chalk lines.